


**RIGHT** Bomb aimer's position, with bomb sight prominent in the centre of this view. (Paul Blackah/ Crown Copyright)



**FAR RIGHT** Downward pointing F24 camera, mounted in the nose on the port side in front of the bulkhead at former E. (Paul Blackah/ Crown Copyright)



**RIGHT** View from the front parachute escape hatch looking up towards the pilot's controls. (Paul Blackah/ Crown Copyright)



**FAR RIGHT** Radio operator's position, with T.1154 transmitter and R.1155 receiver dominating. The circular display to the left of these is the 'Fishpond' radar, intended to give early warning of nearby enemy fighters. (Jarrod Cotter)

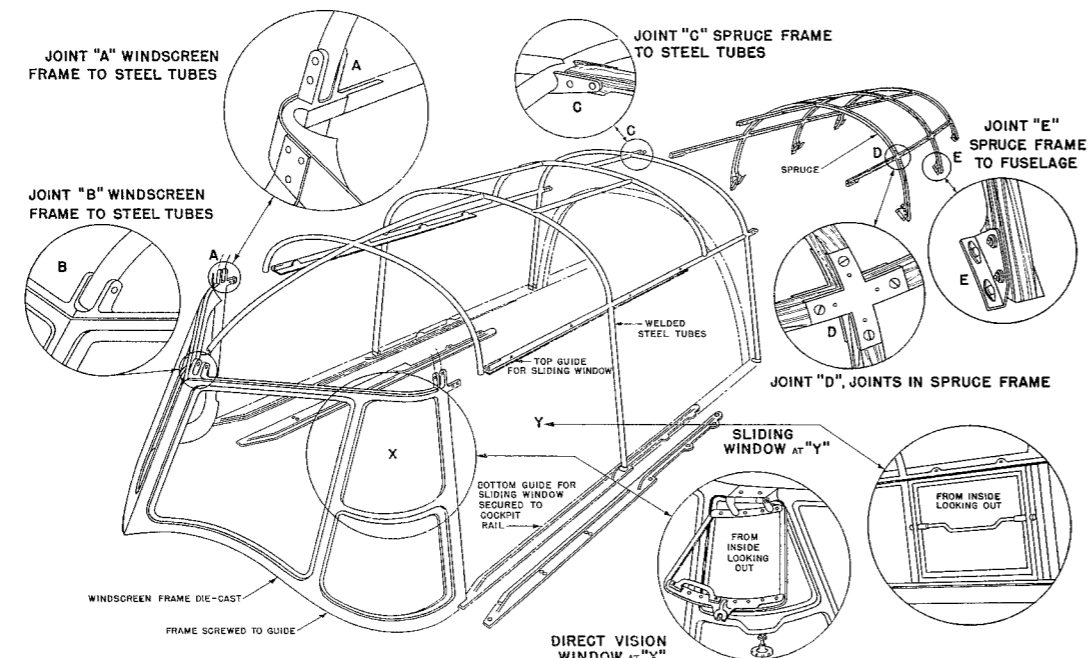


### The nose

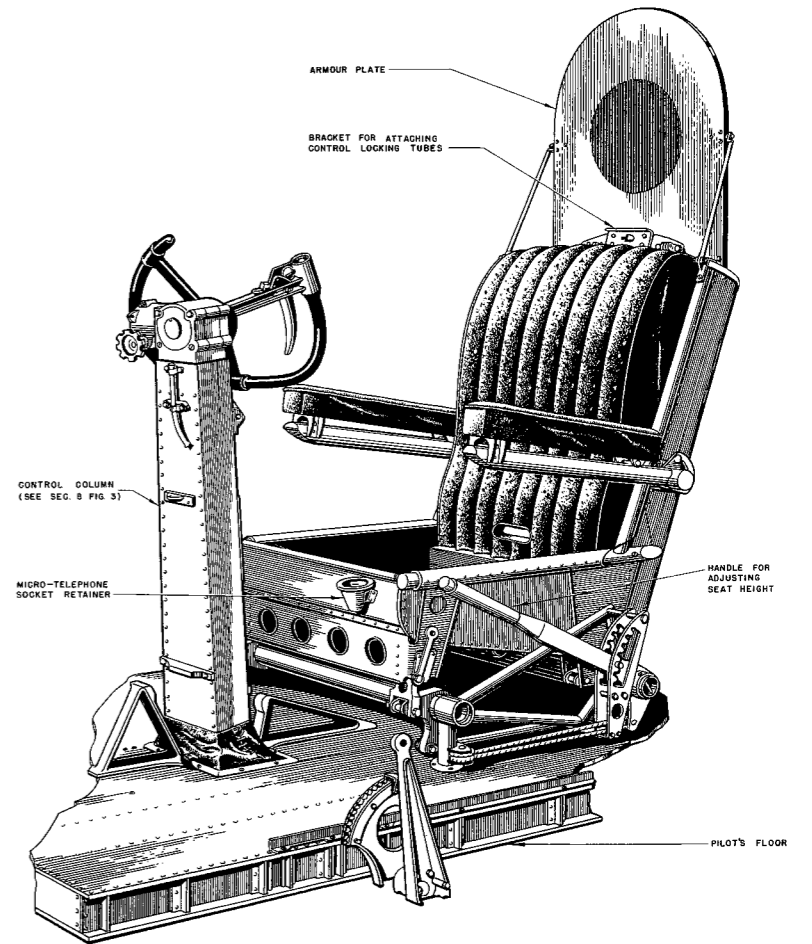
The nose section houses the front FN5 turret and the bomb aimer's position, and extends back as far as the joint at former E.

### Front centre section

The front centre section runs from the joint at former E to the joint at former 6. This houses the pilot's, navigator's and radio operator's stations.



**RIGHT** Details of canopy construction. (Crown Copyright)



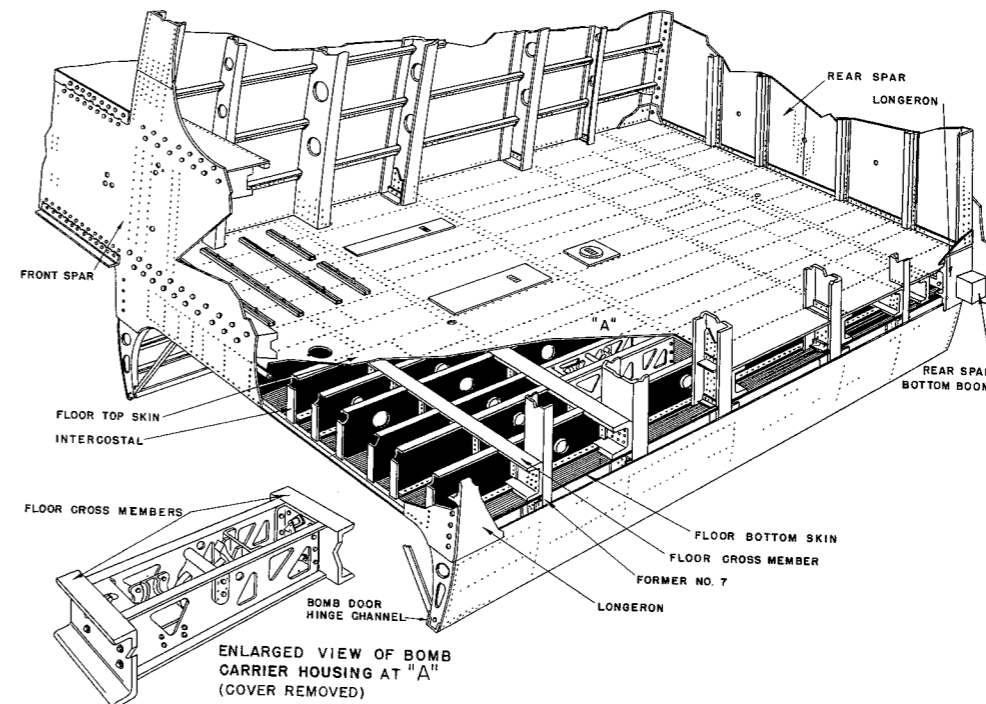
### Centre section

This serves as a rest compartment, running from the joint at former 6 to the joint at former 12.

The centre section of the fuselage is built on the front and rear spars of the mainplane.

**ABOVE** Pilot's seat. (Crown Copyright)

**ABOVE LEFT** Electrical distribution panel situated on the starboard side, forward of the rear spar. (Paul Blackah/ Crown Copyright)



**LEFT** Centre section floor construction. (Crown Copyright)